eurener energía solar

Module awarded as
TOP INNOVATION

EUPD RESEARCH
TOP INNOVATION
MODULES
SPAIN
2025

Nexa Storm TOPCon N-type

FRONT SIDE

480 - 500W

› Double Glass Bifacial



Hail resistance
RG4/HW4 certified

Extreme load resistance
Maximum test load (snow) 15100 Pa

Glass glass modules
Front: 3.2 mm | Back: 2 mm

+23.1%
Module efficiency
Module efficiency up to 23.10 %

Bifacial cell
Bifaciality factor: 80 ± 5 %

Original MC4 - Evo2
Extra security and reliability

25 Years
Product Warranty
+5 years for Premium Partners

30 Years
Performance Warranty
Linear Warranty

1% **First year degradation**
0.38% **Annual degradation**
88% **Power in year 30**

Light up your world with Eurener

Eurener's extensive portfolio of certifications and awards is testament to our unwavering commitment to our partners and our deep sense of social and ethical responsibility.

Spanish Quality Worldwide

EUPD RESEARCH TOP BRAND PV MODULES UNITED KINGDOM 2026

Awarded as TOP Brand PV

PLATINUM Top 1% ecovadis Sustainability Rating MAR 2026

EcoVadis Platinum Medal for three consecutive years

Eurener MEPV — NEXA STORM Double Glass Bifacial 480-500W

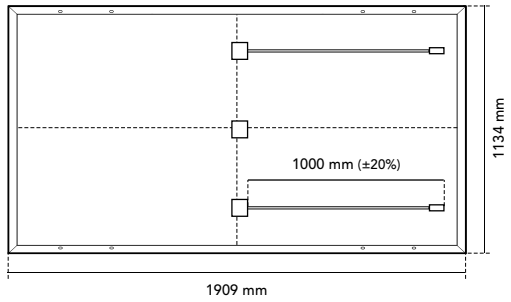

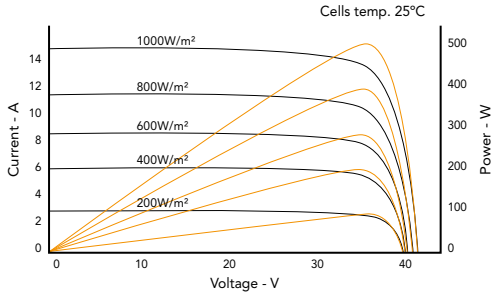

Mechanical specification	
Solar cells	N-Type bifacial monocrystalline silicon cells
Front Glass	3.2 mm anti-reflective surface tempered solar glass
Back Glass	2 mm tempered solar glass
Frame	Black/silver anodized aluminium
Junction Box	IP68, 3 by-pass diodes
Connector	Original MC4-Evo 2
Cable	1000 mm (±20%) length and 4 mm² section
Dimension	1909 x 1134 x 30 mm (±1%)
Area	2.16 m²
Weight	30 kg
Packaging	864 pcs/truck

Temperature coeficients	
Temperature coeficient of Isc (α)	0.045 %/°C
Temperature coeficient of Voc (β)	-0.275 %/°C
Temperature coeficient of Pmax (γ)	-0.29 %/°C
Temperature range	-40 °C ~ +85 °C
Nominal operating cell temperature (NOCT)	45 ± 2 °C

	MEPV 480		MEPV 490		MEPV 500	
Electrical characteristics	STC	NOCT	STC	NOCT	STC	NOCT
Nominal power. Pmax	480 Wp	361 Wp	490 Wp	369 Wp	500 Wp	376 Wp
Short-circuit current (Isc)	14.34 A	11.55 A	14.44 A	11.69 A	14.52 A	11.81 A
Open-circuit voltage (Voc)	42.63 V	40.57 V	42.95 V	41.02 V	43.25 V	41.43 V
Maximum power current (Imp)	13.60 A	10.85 A	13.78 A	11.01 A	13.94 A	11.13 A
Maximum power voltage (Vmp)	35.31 V	33.27 V	35.61 V	33.48 V	35.88 V	33.80 V
Module efficiency	22.18 %		22.63 %		23.10 %	
Electrical characteristics	**Bifacial gain 10%**					
Nominal power. Pmax	528 Wp		539 Wp		550 Wp	
Short-circuit current (Isc)	15.72 A		15.93 A		16.02 A	
Open-circuit voltage (Voc)	42.71 V		43.03 V		43.31 V	
Maximum power current (Imp)	14.91 A		15.11 A		15.30 A	
Maximum power voltage (Vmp)	35.42 V		35.68 V		35.97 V	

* STC: 1000 W/m², module temperature 25°C, AM 1.5 * NOCT: 800 W/m², ambient temperature 20°C, AM 1.5

Operating parameters	
Maximum voltage	1500 V
Maximum series fuse rating. Ir	25 A
Power output tolerance	0 - +3 %
Voc and Isc tolerance	± 3 %
Fire rating	Broof (t4) (EN 13501-5)
	Class A or C (UL 790)
Protection class	Class II (IEC 61140)
Mechanical loads	Front load 15100 Pa, Back load 3880 Pa
* Laboratory tested according to standard IEC 61215-2:2021 (MQT 16)	

Corporative and product certificates
ECOVADIS rating - Platinum Medal (TOP 1%)
Solar Industry Forced Labor Prevention Pledge by SEIA
ISO9001:2015 - Quality Management Systems
ISO14001:2015 - Environmental Management System
WEEE compliance in Germany
PV CYCLE Italy
IEC 61215 - Terrestrial photovoltaic (PV) modules - Design qualification and type approval
IEC 61730 - Photovoltaic (PV) module safety qualification
IEC 61701 - Photovoltaic (PV) modules - Salt mist corrosion testing
IEC 62716 - Photovoltaic (PV) modules - Ammonia corrosion testing
IEC TS 62804 - Photovoltaic (PV) modules - Test methods for the detection of potential-induced degradation
Hail resistance HW4/RG4
Certificate of Factory Production Control (UK) - MCS
Fire reaction class: 1 - LAPI
Assessed by Sundahus
Swissolar Quality Certificate

NOTE: All information contained in this data sheet is provided for general information purposes only. Product specifi cations may be subject to technical modifi cations. Reception, installation and use shall comply with the applicable Installation Manual, General Conditions of Sale and Warranty Terms and Conditions. The latest versions of all technical documentation are available at www.eurener.com.

SINCE 1997 more than energy

eurener.com
contact@eurenerworld.com
+34 960 045 515
Calle Colón, 1-23
46004, Valencia. Spain

European experts in residential modules

Since 1997 our main purpose has been to supply quality and long-lasting photovoltaic modules that allow us and future generations, to continue generating clean energy to take care of our planet.