

Nexa Plus TOPCon N-type

FRONT SIDE

580 - 600W

› Double Glass Bifacial

+23.2%

Module efficiency

Module efficiency up to 23.22 %



Bifacial cell

Bifaciality factor: 80 ± 5 %



High reliability

Certified resistance against PID, salt mist, dust, sand, and ammonia



Hail resistance

RG3/HW3 certified



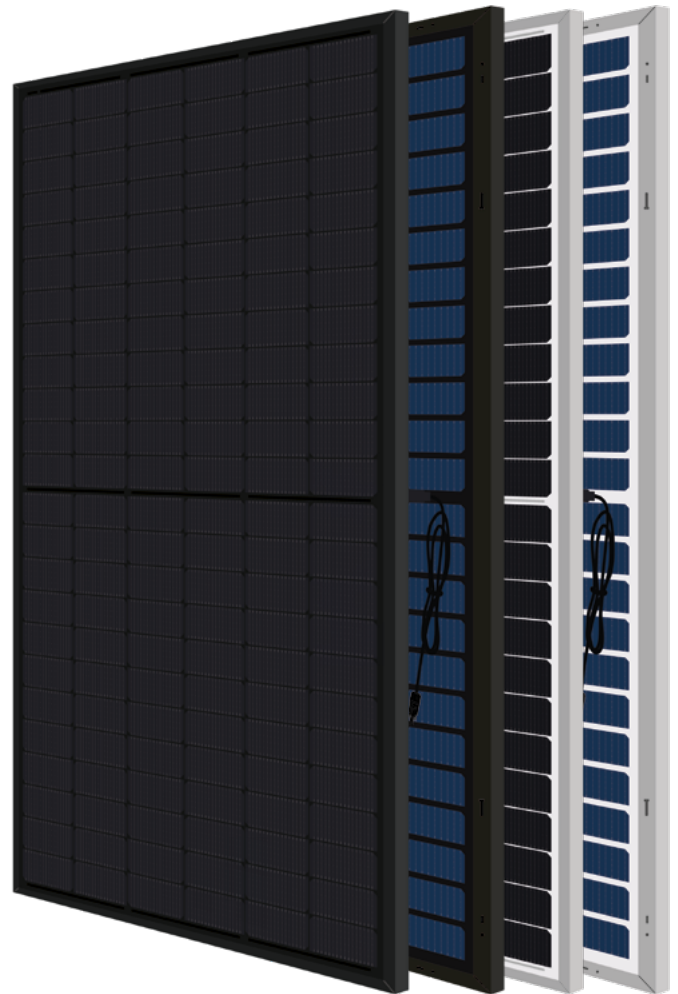
PFAS free

Product free from perfluoroalkyl and polyfluoroalkyl substances



Sustainable product

High percentage of recyclable materials



25

Years

Product Warranty

+5 years for Premium Partners

30

Years

Performance Warranty

Linear Warranty

1% First year degradation

0.38% Annual degradation

88% Power in year 30

Light up your world with Eurener

Eurener's extensive portfolio of certifications and awards is testament to our unwavering commitment to our partners and our deep sense of social and ethical responsibility.



Spanish Quality Worldwide



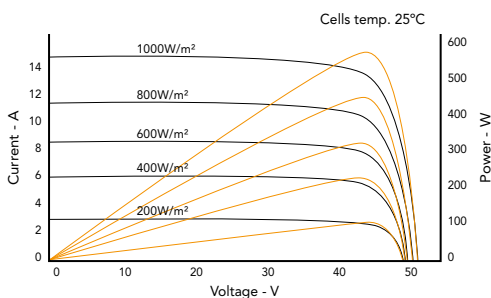
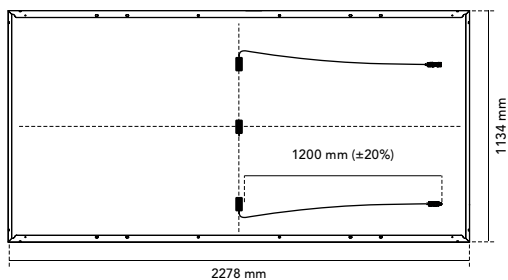
Awarded as TOP Brand PV



EcoVadis Platinum Medal for three consecutive years



Eurener MEPV — NEXA Plus Double Glass Bifacial 580-600W



Mechanical Specification	
Solar cells	N-Type bifacial monocrystalline silicon cells
Front Glass	2mm anti-reflective surface tempered solar glass
Back Glass	2mm tempered solar glass
Frame	Black/silver anodized aluminium
Junction Box	IP68, 3 by-pass diodes
Connector	Original MC4-Evo 2 / MC4 compatible
Cable	1200 mm (±20%) length and 4 mm ² section
Dimension	2278 x 1134 x 30 mm (±1%)
Area	2.58 m ²
Weight	31.5 kg
Packaging	720 pcs/truck

Temperature Coefficients	
Temperature coefficient of Isc (α)	0.04 %/°C
Temperature coefficient of Voc (β)	-0.23 %/°C
Temperature coefficient of Pmax (γ)	-0.28 %/°C
Temperature range	-40 °C ~ +85 °C
Nominal operating cell temperature (NOCT)	45 ± 2 °C

Electrical Characteristics	MEPV 580		MEPV 585		MEPV 590		MEPV 595		MEPV 600	
	STC	NOCT	STC	NOCT	STC	NOCT	STC	NOCT	STC	NOCT
Nominal power. Pmax	580 Wp	439 Wp	585 Wp	444 Wp	590 Wp	448 Wp	595 Wp	451 Wp	600 Wp	455 Wp
Short-circuit current (Isc)	14.18 A	11.52 A	14.28 A	11.57 A	14.41 A	11.65 A	14.48 A	11.70 A	14.57 A	11.72 A
Open-circuit voltage (Voc)	51.57 V	48.53 V	51.66 V	48.68 V	51.72 V	49.02 V	51.73 V	49.11 V	51.93 V	49.12 V
Maximum power current (Imp)	13.39 A	10.91 A	13.49 A	10.96 A	13.58 A	11.03 A	13.68 A	11.05 A	13.76 A	11.11 A
Maximum power voltage (Vmp)	43.33 V	40.26 V	43.41 V	40.43 V	43.48 V	40.58 V	43.52 V	40.80 V	43.65 V	40.93 V
Module efficiency	22.45%		22.65%		22.85%		23.03%		23.22%	
Electrical Characteristics										
Nominal power. Pmax	638 Wp		644 Wp		649 Wp		655 Wp		660 Wp	
Short-circuit current (Isc)	15.60 A		15.70 A		15.85 A		15.93 A		16.03 A	
Open-circuit voltage (Voc)	51.57 V		51.66 V		51.72 V		51.73 V		51.93 V	
Maximum power current (Imp)	14.72 A		14.82 A		14.93 A		15.04 A		15.12 A	
Maximum power voltage (Vmp)	43.33 V		43.41 V		43.48 V		43.52 V		43.65 V	

* STC: 1000 W/m², module temperature 25°C, AM 1.5 * NOCT: 800 W/m², ambient temperature 20°C, AM 1.5

Operating parameters	
Maximum voltage	1500 V
Maximum series fuse rating. Ir	25 A
Power output tolerance	0 - +3 %
Voc and Isc tolerance	± 3 %
Fire rating	BROOF (t4) (EN 13501-5)
	Class A or C (UL 790)
Protection class	Class II (IEC 61140)
Mechanical loads	Front load 5400 Pa, Back load 2400 Pa

Corporate and product certificates	
ECOVADIS rating - Platinum Medal (TOP 1%)	
Solar Industry Forced Labor Prevention Pledge by SEIA	
ISO9001:2015 - Quality Management Systems	
ISO14001:2015 - Environmental Management System	
WEEE compliance in Germany	
PV CYCLE Italy	
IEC 61215 - Terrestrial photovoltaic (PV) modules - Design qualification and type approval	
IEC 61730 - Photovoltaic (PV) module safety qualification	
IEC 61701 - Photovoltaic (PV) modules - Salt mist corrosion testing	
IEC 62716 - Photovoltaic (PV) modules - Ammonia corrosion testing	
IEC TS 62804 - Photovoltaic (PV) modules - Test methods for the detection of potential-induced degradation	
Hail resistance HW3/RG3	
Certificate of Factory Production Control (UK) - MCS	
Fire reaction class: 1 - LAPI	
Assessed by Sundahus	
Swissolar Quality Certificate	



NOTE: All information contained in this data sheet is provided for general information purposes only. Product specifications may be subject to technical modifications. Reception, installation and use shall comply with the applicable Installation Manual, General Conditions of Sale and Warranty Terms and Conditions. The latest versions of all technical documentation are available at www.eurener.com.

SINCE
1997
more than
energy

eurener.com
contact@eurenerworld.com
+34 960 045 515
Calle Colón, 1-23
46004, Valencia. Spain

European experts in residential modules

Since 1997 our main purpose has been to supply quality and long-lasting photovoltaic modules that allow us and future generations, to continue generating clean energy to take care of our planet.